

How to access and download comments from your ANU Academic Skills Appointments

1. After your appointment, go to the Turnitin space “Upload your draft for your appointment - Part 1”. There, you will see your draft.
2. Click on the title of your draft.

My Submissions

Part 1

Title	Start Date	Due Date	Post Date	Marks Available
Upload your draft for your appointment - Part 1	16 Mar 2020 - 12:13	31 Dec 2021 - 00:00	16 Mar 2020 - 12:13	100

Summary:

If you have any particular information you'd like your Writing Coach or Learning Adviser to know, or any specific questions you'd like answered, please include that message at the top of your draft. Also, it would be helpful if you included the assignment instructions. Please try to combine your assignment instructions and your draft into the one document that you then upload for your appointment.

If you are in the early stages of drafting and only want advice on a structure for your essay / report, or only have some questions, or only want to run a few ideas by a Writing Coach or Learning Adviser, please upload those questions / outline / ideas in a Word doc, and we'll do our best to give you helpful feedback.

Log back in to Wattle to find your feedback at the end of your appointment slot. Sometimes, your feedback will be earlier, but at times the Writing Coach or Learning Adviser might be running a little behind. Please be patient. If the feedback will be a little late, you will typically receive a quick email to let you know. The majority of the time, however, your feedback will be on time or early.

You can receive written feedback in three ways: overall comments, in line comments, and voice comments. Most of the time, a Writing Coach or Learning Adviser will provide all three. However, we will ALWAYS provide a detailed written overall comment in the feedback / comment box. There may be less in line or no in line comments, but have a little look through your draft for any of those comments. Finally, have a listen to any voice comments. Those are mainly used to reiterate the main message in the overall comment box, and to personalise the feedback.

If you have had more than one appointment and need to upload a new draft, you will need to upload your second or subsequent draft in the same place as your first draft. Follow these instructions:

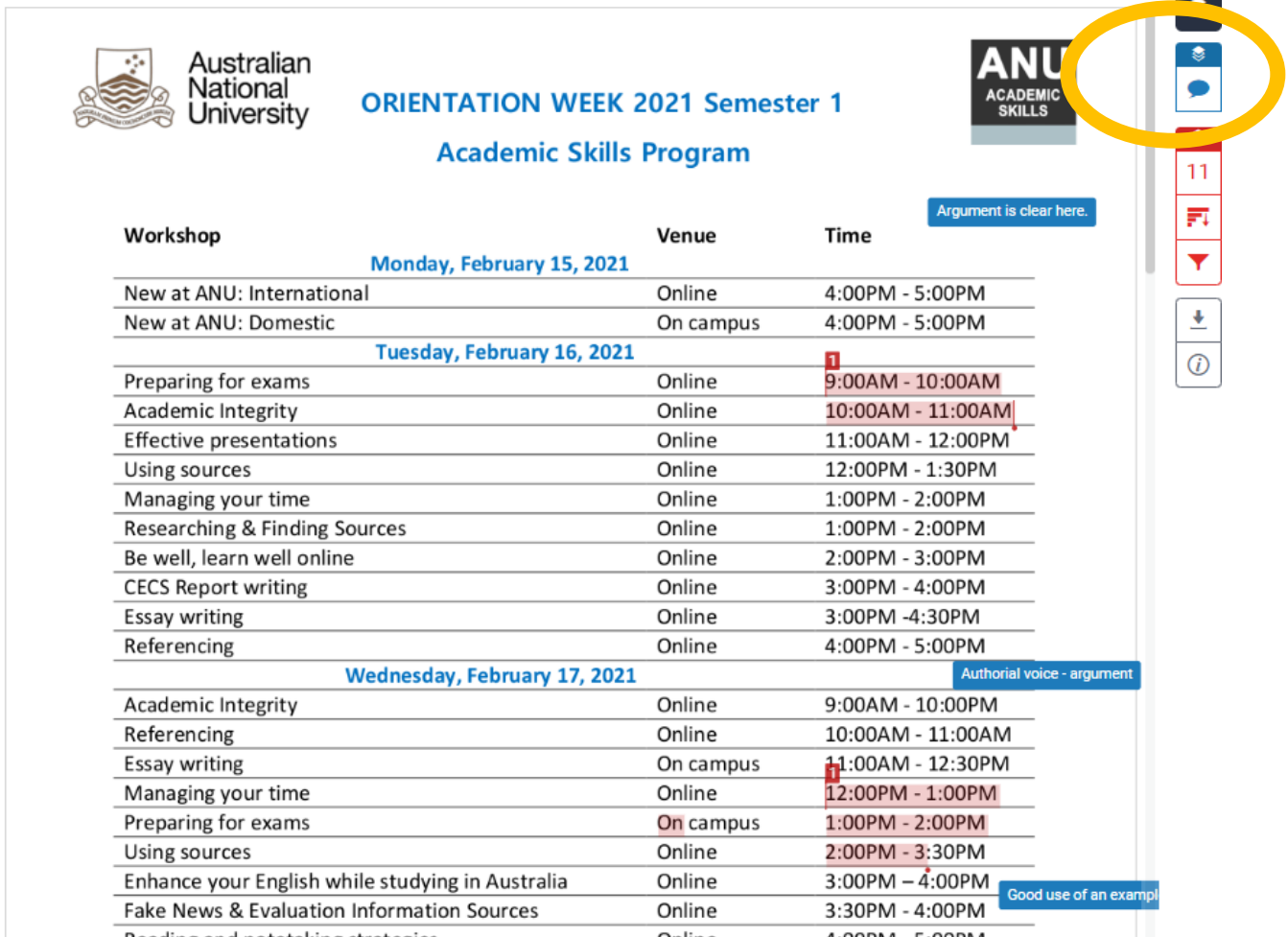
1. On the right hand side of the information about your draft, click on "Submit Paper"
2. Upload your next draft, and click on "Resubmission" at the bottom of the screen
3. Refresh the upload space, and you will see your new draft. Click on the title of your draft to open and review it.

Note that if you have uploaded more than 4 drafts, you will need to wait 24 hours to see your latest draft. However, the Academic Skills staff are able to see your latest draft immediately, no matter how many drafts you have uploaded.

Refresh Submissions

Submission Title	Turnitin Paper ID	Submitted	Similarity	Grade
View Receipt Test 2	1333059210	12/02/21, 08:09	11%	--/100

3. There are three types of feedback that you may receive: an overall text comment, inline comments (such as the blue speech bubbles), and a voice comment (when you have booked a written feedback appointment). To access these pieces of feedback, click on the blue speech bubble on the right hand side of the document.



ORIENTATION WEEK 2021 Semester 1
Academic Skills Program

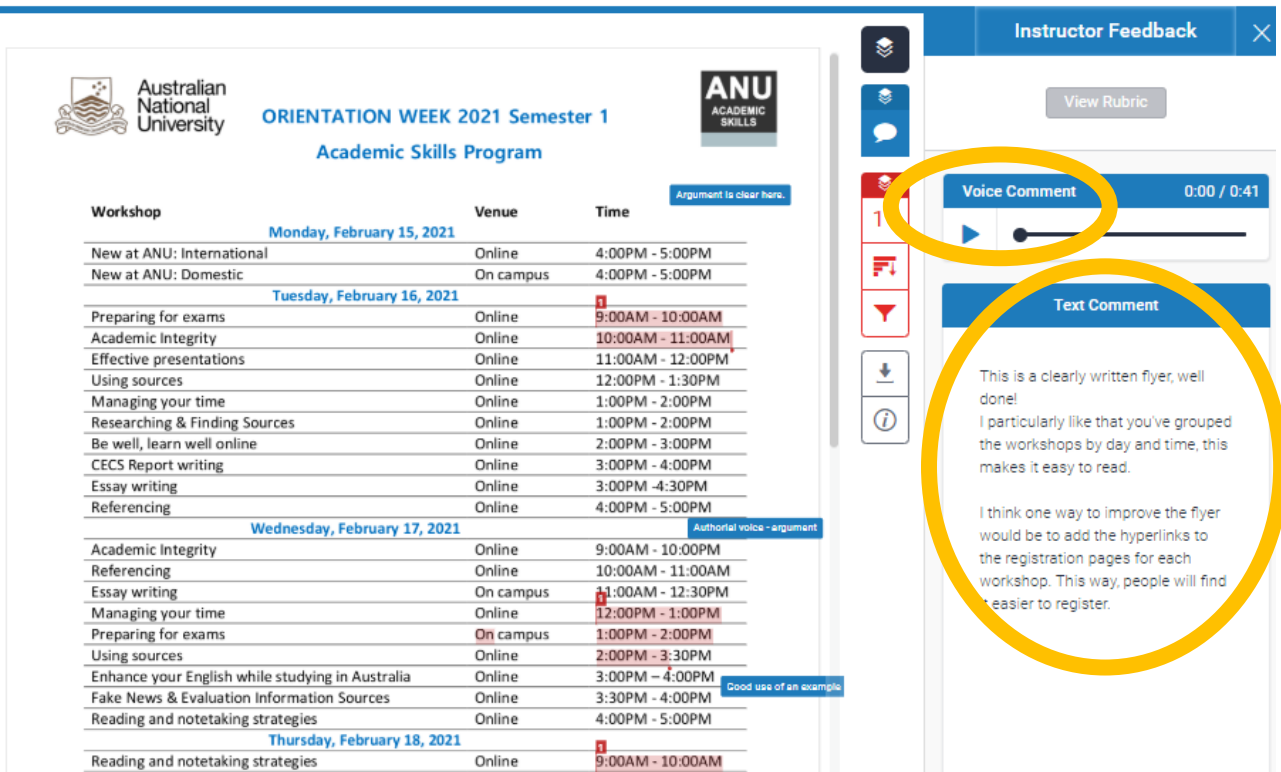
Argument is clear here.

Workshop	Venue	Time
Monday, February 15, 2021		
New at ANU: International	Online	4:00PM - 5:00PM
New at ANU: Domestic	On campus	4:00PM - 5:00PM
Tuesday, February 16, 2021		
Preparing for exams	Online	9:00AM - 10:00AM
Academic Integrity	Online	10:00AM - 11:00AM
Effective presentations	Online	11:00AM - 12:00PM
Using sources	Online	12:00PM - 1:30PM
Managing your time	Online	1:00PM - 2:00PM
Researching & Finding Sources	Online	1:00PM - 2:00PM
Be well, learn well online	Online	2:00PM - 3:00PM
CECS Report writing	Online	3:00PM - 4:00PM
Essay writing	Online	3:00PM - 4:30PM
Referencing	Online	4:00PM - 5:00PM
Wednesday, February 17, 2021		
Academic Integrity	Online	9:00AM - 10:00PM
Referencing	Online	10:00AM - 11:00AM
Essay writing	On campus	11:00AM - 12:30PM
Managing your time	Online	12:00PM - 1:00PM
Preparing for exams	On campus	1:00PM - 2:00PM
Using sources	Online	2:00PM - 3:30PM
Enhance your English while studying in Australia	Online	3:00PM - 4:00PM
Fake News & Evaluation Information Sources	Online	3:30PM - 4:00PM
Reading and notetaking strategies	Online	4:00PM - 5:00PM

Authorial voice - argument

Good use of an example

- The feedback will then appear in the sections on the right hand side of the document. You can read the overall text comment and press “play” to listen to the voice comment.



ORIENTATION WEEK 2021 Semester 1
Academic Skills Program

Workshop	Venue	Time
Monday, February 15, 2021		
New at ANU: International	Online	4:00PM - 5:00PM
New at ANU: Domestic	On campus	4:00PM - 5:00PM
Tuesday, February 16, 2021		
Preparing for exams	Online	9:00AM - 10:00AM
Academic Integrity	Online	10:00AM - 11:00AM
Effective presentations	Online	11:00AM - 12:00PM
Using sources	Online	12:00PM - 1:30PM
Managing your time	Online	1:00PM - 2:00PM
Researching & Finding Sources	Online	1:00PM - 2:00PM
Be well, learn well online	Online	2:00PM - 3:00PM
CECS Report writing	Online	3:00PM - 4:00PM
Essay writing	Online	3:00PM - 4:30PM
Referencing	Online	4:00PM - 5:00PM
Wednesday, February 17, 2021		
Academic Integrity	Online	9:00AM - 10:00PM
Referencing	Online	10:00AM - 11:00AM
Essay writing	On campus	11:00AM - 12:30PM
Managing your time	Online	12:00PM - 1:00PM
Preparing for exams	On campus	1:00PM - 2:00PM
Using sources	Online	2:00PM - 3:30PM
Enhance your English while studying in Australia	Online	3:00PM - 4:00PM
Fake News & Evaluation Information Sources	Online	3:30PM - 4:00PM
Reading and notetaking strategies	Online	4:00PM - 5:00PM
Thursday, February 18, 2021		
Reading and notetaking strategies	Online	9:00AM - 10:00AM

Instructor Feedback

View Rubric

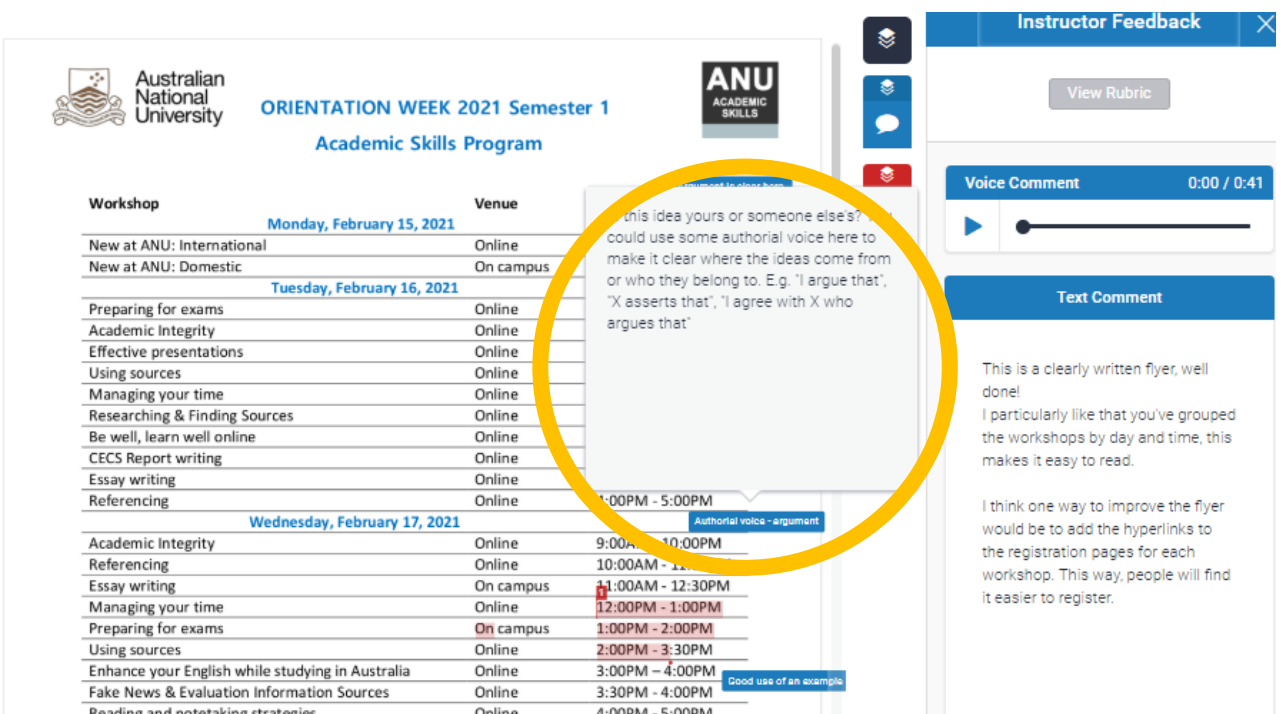
Voice Comment 0:00 / 0:41

Text Comment

This is a clearly written flyer, well done!
I particularly like that you've grouped the workshops by day and time, this makes it easy to read.

I think one way to improve the flyer would be to add the hyperlinks to the registration pages for each workshop. This way, people will find it easier to register.

5. Additionally, scroll through the document and click on each of the inline comments to see the detailed feedback.



ORIENTATION WEEK 2021 Semester 1
Academic Skills Program

Workshop	Venue	Time
Monday, February 15, 2021		
New at ANU: International	Online	4:00PM - 5:00PM
New at ANU: Domestic	On campus	4:00PM - 5:00PM
Tuesday, February 16, 2021		
Preparing for exams	Online	9:00AM - 10:00AM
Academic Integrity	Online	10:00AM - 11:00AM
Effective presentations	Online	11:00AM - 12:00PM
Using sources	Online	12:00PM - 1:30PM
Managing your time	Online	1:00PM - 2:00PM
Researching & Finding Sources	Online	1:00PM - 2:00PM
Be well, learn well online	Online	2:00PM - 3:00PM
CECS Report writing	Online	3:00PM - 4:00PM
Essay writing	Online	3:00PM - 4:30PM
Referencing	Online	4:00PM - 5:00PM
Wednesday, February 17, 2021		
Academic Integrity	Online	9:00AM - 10:00PM
Referencing	Online	10:00AM - 11:00AM
Essay writing	On campus	11:00AM - 12:30PM
Managing your time	Online	12:00PM - 1:00PM
Preparing for exams	On campus	1:00PM - 2:00PM
Using sources	Online	2:00PM - 3:30PM
Enhance your English while studying in Australia	Online	3:00PM - 4:00PM
Fake News & Evaluation Information Sources	Online	3:30PM - 4:00PM
Reading and notetaking strategies	Online	4:00PM - 5:00PM

Instructor Feedback

View Rubric

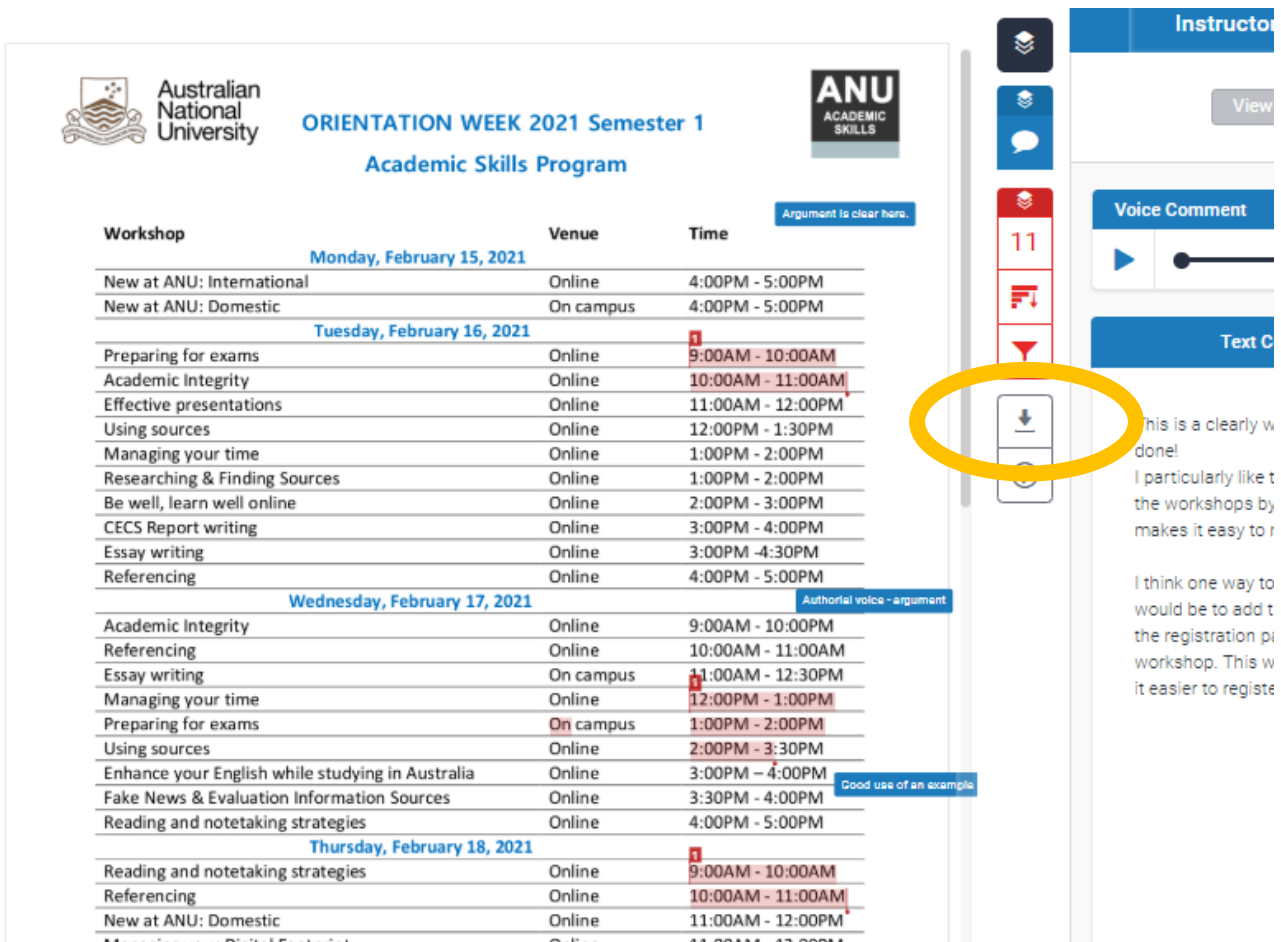
Voice Comment 0:00 / 0:41

Text Comment

This is a clearly written flyer, well done!
I particularly like that you've grouped the workshops by day and time, this makes it easy to read.

I think one way to improve the flyer would be to add the hyperlinks to the registration pages for each workshop. This way, people will find it easier to register.

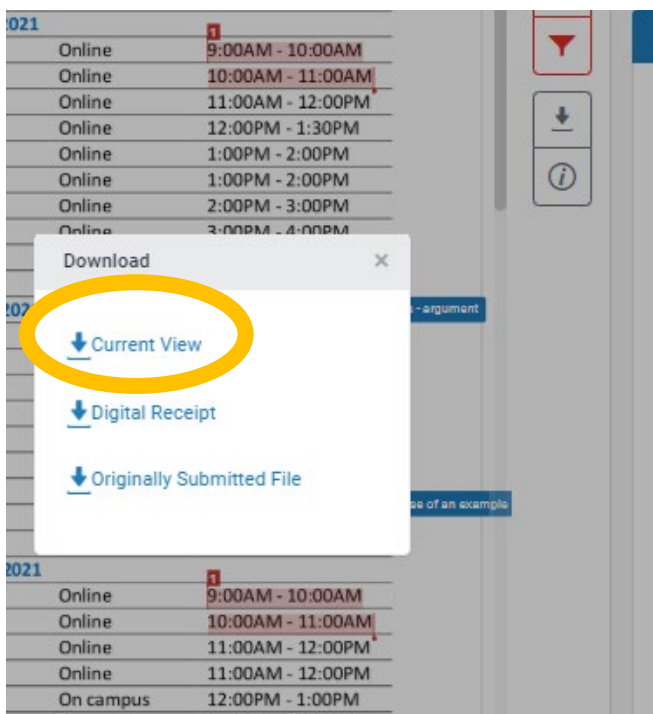
6. To download the feedback as a PDF, click on the grey "download" arrow.



ORIENTATION WEEK 2021 Semester 1
Academic Skills Program

Workshop	Venue	Time
Monday, February 15, 2021		
New at ANU: International	Online	4:00PM - 5:00PM
New at ANU: Domestic	On campus	4:00PM - 5:00PM
Tuesday, February 16, 2021		
Preparing for exams	Online	9:00AM - 10:00AM
Academic integrity	Online	10:00AM - 11:00AM
Effective presentations	Online	11:00AM - 12:00PM
Using sources	Online	12:00PM - 1:30PM
Managing your time	Online	1:00PM - 2:00PM
Researching & Finding Sources	Online	1:00PM - 2:00PM
Be well, learn well online	Online	2:00PM - 3:00PM
CECS Report writing	Online	3:00PM - 4:00PM
Essay writing	Online	3:00PM - 4:30PM
Referencing	Online	4:00PM - 5:00PM
Wednesday, February 17, 2021		
Academic Integrity	Online	9:00AM - 10:00PM
Referencing	Online	10:00AM - 11:00AM
Essay writing	On campus	11:00AM - 12:30PM
Managing your time	Online	12:00PM - 1:00PM
Preparing for exams	On campus	1:00PM - 2:00PM
Using sources	Online	2:00PM - 3:30PM
Enhance your English while studying in Australia	Online	3:00PM - 4:00PM
Fake News & Evaluation Information Sources	Online	3:30PM - 4:00PM
Reading and notetaking strategies	Online	4:00PM - 5:00PM
Thursday, February 18, 2021		
Reading and notetaking strategies	Online	9:00AM - 10:00AM
Referencing	Online	10:00AM - 11:00AM
New at ANU: Domestic	Online	11:00AM - 12:00PM
Managing your Digital Footprint	Online	11:00AM - 12:00PM

7. Select “current view” as this will include the feedback.



Download

- ↓ Current View
- ↓ Digital Receipt
- ↓ Originally Submitted File

8. You will then be able to save and view a PDF of the document. Scroll down to the end of the PDF to view the overall written feedback and the inline comments.

GRADEMARK REPORT

FINAL GRADE

/100


GENERAL COMMENTS

Instructor

This is a clearly written flyer, well done!

I particularly like that you've grouped the workshops by day and time, this makes it easy to read.

I think one way to improve the flyer would be to add the hyperlinks to the registration pages for each workshop. This way, people will find it easier to register.

 A voice comment was left for this paper.

PAGE 1

QM

Argument is clear here.

Well done, the argument is clearly stated here.

QM

Authorial voice - argument

Is this idea yours or someone else's? You could use some authorial voice here to make it clear where the ideas come from or who they belong to. E.g. "I argue that", "X asserts that", "I agree with X who argues that"

QM

Good use of an example

Good use of an example to support your argument.

QM

Explain the link between these ideas

There seems to be a jump between the ideas here. Can you explain the link between them before discussing the new idea? You may be able to do this by revising the previous sentence.